

Date Reviewed: 25/10/18
 Officer initials: JB

Polling place / polling station – evaluation checklist

Part A – Current polling place details		
Polling place identifier	Tinwell Village Hall	
Polling place name	Tinwell Village Hall	
Polling place address	off Crown Lane Tinwell Tinwell PE9 3UD	
Number of electors (If more than one polling station within the polling place, identify split of electors)	182	
Building availability for future elections/referendums		
Polling place review		
Check	√	Comment
• Are there suitable transport links?	√	Yes, by road
• Are there any access issues regarding main/busy roads, railways, rivers, etc.?	√	No
• Is the polling place capable of accommodating more than one polling station together with the necessary staff and equipment? If so, could it accommodate all allocated voters going in and out of the polling stations, even where there is a high turnout?	√	Yes, could accommodated two easily, but only one required for village. See picture 1
• Is the building readily available in the event of any unscheduled elections?	√	Yes
• Is there any possibility that the building may be demolished as part of a new development?	√	No
<p><i>Identify any complaints/comments received from stakeholders at previous electoral events</i> Recommended for continued use.</p>		

Date reviewed: 29/10/18

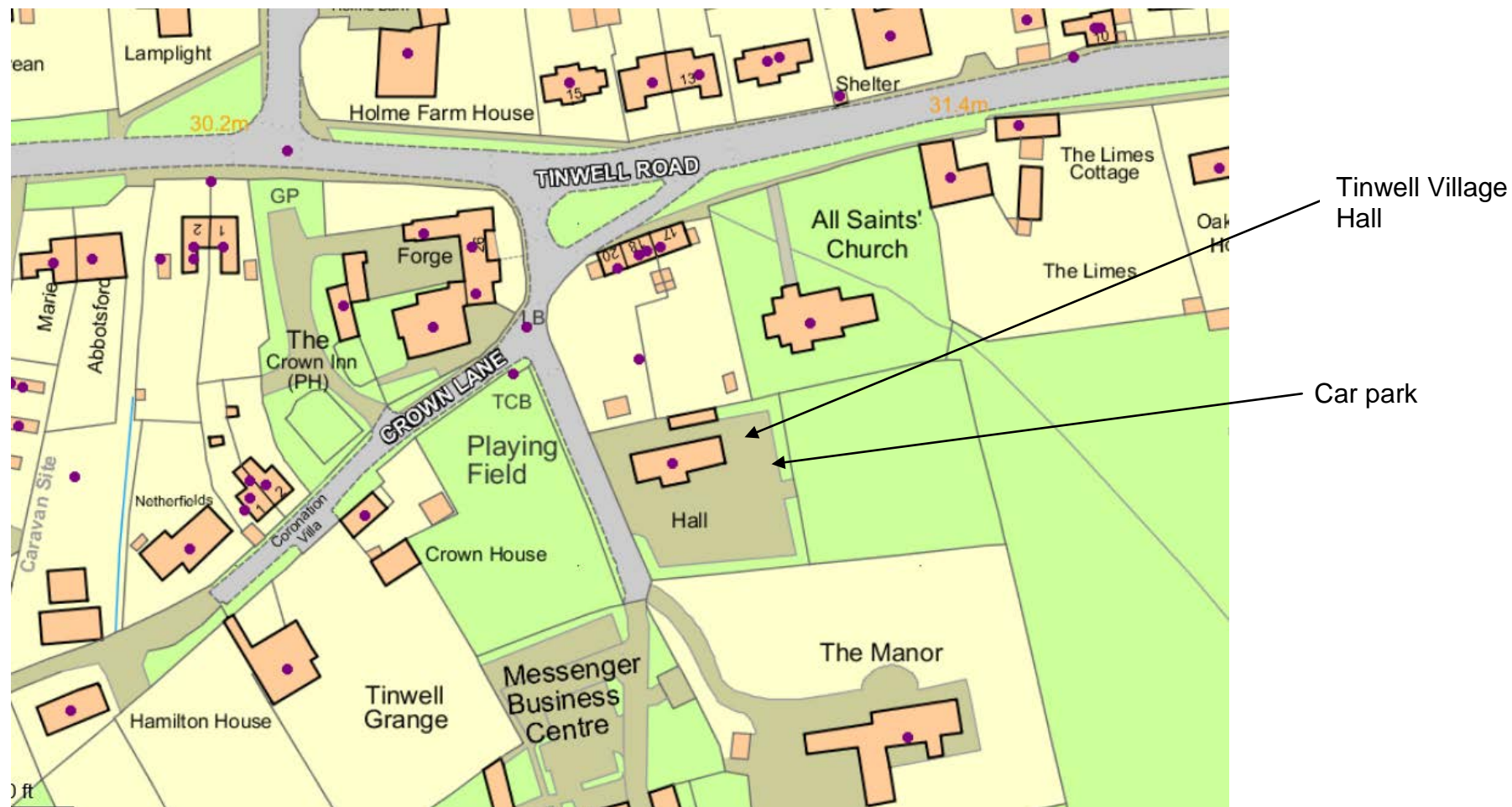
Officer initials: JB

Part B – External areas access and facilities		
Check	(√)	Comments
• Are there good public transport links to the polling place?	√	Yes, by road
• Is the approach to the building safe and free from obstructions and does it have a dropped kerb?	√	Yes
• Is the building clearly identifiable?	√	Yes, see picture 2
• Is additional signage required between street and entrance?	√	No, see picture 2A
• Is there the facility to put up the required signage for polling day?	√	Yes
• Are there parking facilities for disabled people?	√	Large car park, with level access to building, see pictures 3 and 4
• Are there parking facilities for polling staff?	√	As above
• Does the approach to the building have external lighting?	√	Yes
• Does the building have level access? Yes/No. If no –	√	Yes, see picture 3
• Has a purpose built ramp been installed?		
• If so, does it have a handrail?		
• Does the ramp have a gentle slope?		
• Does the building require a temporary ramp or is there an alternative disabled access?		
• Is the entrance door wide enough for a disabled person using a motorised wheelchair?	√	Yes, see picture 3
• Are the doors light enough for frail/elderly voters to open?	√	Yes
• Can the 'Guidance for voters' notice be clearly displayed outside the premises, as required by the election rules?	√	Yes
• Are there any external security concerns?	√	No
• Can tellers be accommodated outside the building?	√	Yes

Date reviewed: 29/10/18


Officer initials: JB

External plan – B1 – Tinwell Polling Station



Date reviewed: 29/10/18

Officer initials: JB



Tinwell Village Hall – satellite view

Date reviewed: 29/10/18

Officer initials: JB

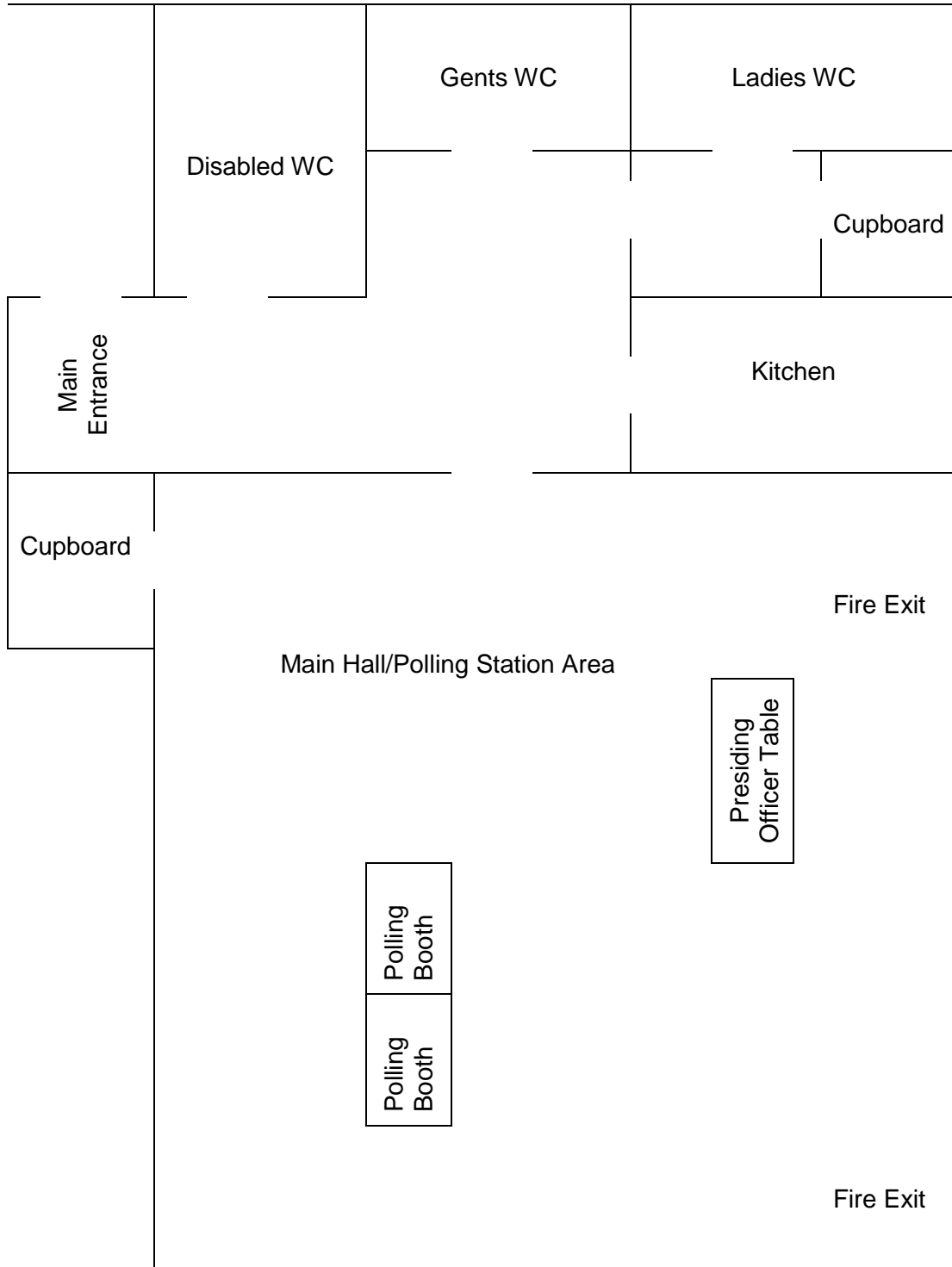
Part C – Internal areas access and facilities		
Check	(√)	Comments
• Are all doors easy to open (including by wheelchair users) or do they need to be permanently locked back?	√	Yes
• Are there any internal steps or obstructions/hazards?	√	No
• Are any doormats level with the floor?	√	Yes
• Is the floor covering non-slip (including in wet weather)?	√	Wooden
• Are there any corridors that may cause access problems?	√	No
• Is there adequate lighting in the corridors?	√	Yes
• Are there toilet facilities?	√	Yes, see picture 5
• Is there a kitchen that staff can use?	√	Yes see pictures 6 and 7
• Is the area adequately lit for day and night time?	√	Yes
• Is there adequate space for signage?	√	Yes
• How many polling stations can the building accommodate?	√	Two, but only one required
• Does the building have a telephone available (land line) in the event of mobile network problems?	√	No, presiding officer to take mobile phone.

Date reviewed: 29/10/18

Officer initials: JB

Internal access leading to polling station(s) – C1

Tinwell Village Hall & Polling Station



Date reviewed: 29/10/18

Officer initials: JB

Part D – The polling station(s)		
Check	(√)	Comments
<ul style="list-style-type: none">Is there sufficient space to accommodate and manage the flow of a high volume of electors in the case of a high turnout of electors?	√	Yes
<ul style="list-style-type: none">If multiple polling stations need to be provided, are there other rooms available, or can the space be clearly divided to provide adequate room for more than one polling station?	√	No other rooms, however the main hall could accommodate two stations if required.
<ul style="list-style-type: none">Is there sufficient space inside the polling station to comfortably accommodate staff, voters, polling agents and observers?	√	Yes
<ul style="list-style-type: none">Could ballot booths be positioned in a way that would preserve the secrecy of the ballot, even where there may be a high volume of electors?	√	Yes
<ul style="list-style-type: none">Is there adequate lighting for day and night time?	√	Yes
<ul style="list-style-type: none">Is there suitable furniture (tables and chairs) available for all types of election for polling staff and for those voters who may need to rest?	√	Yes
<ul style="list-style-type: none">Could motorised wheelchairs be accommodated?	√	Yes
<ul style="list-style-type: none">Can the official notices be clearly displayed, including the large-print version of the ballot paper(s)?	√	Yes

Date reviewed: 29/10/18

Officer initials: JB

Pictures:



Picture 1 – Main Hall



Picture 2 – External picture of building



Picture 2A – Sign post to Village Hall



Picture 3 – Approach for wheelchair access from car park

Date reviewed: 29/10/18

Officer initials: JB



Picture 4 – Car parking



Picture 5 – Toilet facilities



Picture 6 – Kitchen from main hall



Picture 7 – Kitchen facilities

Date reviewed: 29/10/18

Officer initials: JB

Part E – Comments from stakeholders during consultation

Comment	Name/organisation	Response by (A)RO

Additional comments from (A)RO