

Date Reviewed: 26/10/18
 Officer initials: SAR

Polling place / polling station – evaluation checklist

Part A – Current polling place details	
Polling place identifier	Ketton Library
Polling place name	Ketton Library
Polling place address	High Street Ketton Stamford PE9 3TE
Number of electors (If more than one polling station within the polling place, identify split of electors)	1,542
Building availability for future elections/referendums	Yes

Polling place review		
Check		Comment
• Are there suitable transport links?	✓	Yes
• Are there any access issues regarding main/busy roads, railways, rivers, etc.?	✓	No but the entrance to the car park is shared with the primary school and is busy around drop off an pick up times.
• Is the polling place capable of accommodating more than one polling station together with the necessary staff and equipment? If so, could it accommodate all allocated voters going in and out of the polling stations, even where there is a high turnout?	✓	At a push yes.
• Is the building readily available in the event of any unscheduled elections?	✓	Yes
• Is there any possibility that the building may be demolished as part of a new development?	✓	No

Identify any complaints/comments received from stakeholders at previous electoral events
 Recommended for continued use.

Date reviewed: 26/10/18

Officer initials: SAR

Part B – External areas access and facilities		
Check	(√)	Comments
• Are there good public transport links to the polling place?	✓	Call Connect and bus route 12
• Is the approach to the building safe and free from obstructions and does it have a dropped kerb?	✓	Yes
• Is the building clearly identifiable?	✓	Yes
• Is additional signage required between street and entrance?	✓	Yes
• Is there the facility to put up the required signage for polling day?	✓	Yes
• Are there parking facilities for disabled people?	✓	Yes
• Are there parking facilities for polling staff?	✓	Small car park and on street parking.
• Does the approach to the building have external lighting?	✓	Yes
• Does the building have level access? Yes/No. If no –	✓	No
• Has a purpose built ramp been installed?		Ramp with handrail from street.
• If so, does it have a handrail?		
• Does the ramp have a gentle slope?		
• Does the building require a temporary ramp or is there an alternative disabled access?		
• Is the entrance door wide enough for a disabled person using a motorised wheelchair?	✓	Yes
• Are the doors light enough for frail/elderly voters to open?	✓	Yes
• Can the 'Guidance for voters' notice be clearly displayed outside the premises, as required by the election rules?	✓	Yes
• Are there any external security concerns?	✓	No
• Can tellers be accommodated outside the building?	✓	Yes, some benches installed to the front of the building

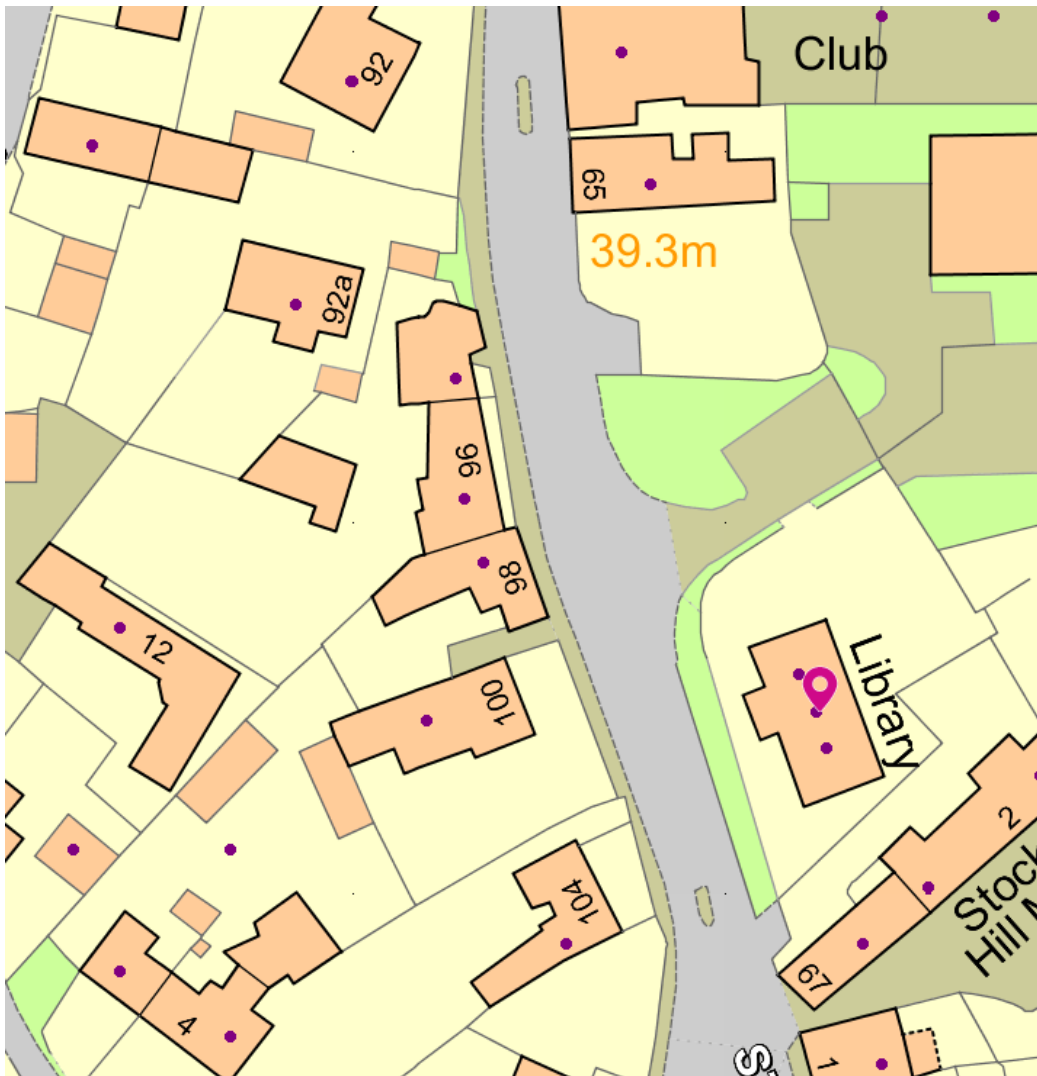
Date reviewed: 26/10/18

Officer initials: SAR

External plan – B1

Show external layout, street name(s), car parking (including disabled car parking), ramps, steps, lighting, appropriate places for signage, etc.

Ketton Library



Date reviewed: 26/10/18

Officer initials: SAR

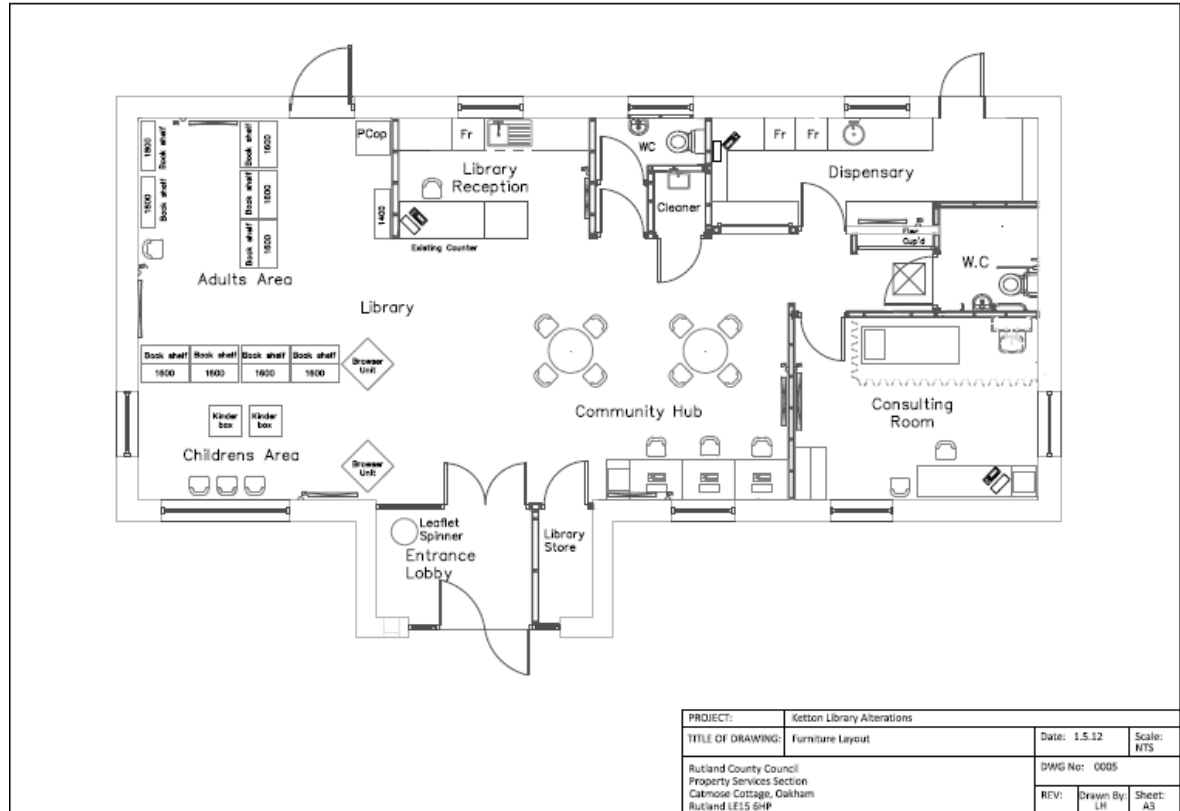
Part C – Internal areas access and facilities		
Check	(√)	Comments
• Are all doors easy to open (including by wheelchair users) or do they need to be permanently locked back?	✓	Yes
• Are there any internal steps or obstructions/hazards?	✓	No
• Are any doormats level with the floor?	✓	No doormats
• Is the floor covering non-slip (including in wet weather)?	✓	Yes - carpeted
• Are there any corridors that may cause access problems?	✓	No
• Is there adequate lighting in the corridors?	✓	Yes
• Are there toilet facilities?	✓	Yes
• Is there a kitchen that staff can use?	✓	Yes – kitchenette behind desk
• Is the area adequately lit for day and night time?	✓	Yes
• Is there adequate space for signage?	✓	Yes
• How many polling stations can the building accommodate?	✓	One (two would be a space challenge)
• Does the building have a telephone available (land line) in the event of mobile network problems?	✓	Yes – land line

Date reviewed: 26/10/18

Officer initials: SAR

Internal access leading to polling station(s) – C1

Show internal areas of the building, excluding the actual polling station where voting will take place, including corridors that link to the polling station, kitchen and toilets, and highlight any possible signage requirements and potential hazards. Also indicate door swing direction and ease of opening, any areas of poor lighting, and any areas of uneven floor, etc.



Date reviewed: 26/10/18

Officer initials: SAR

Part D – The polling station(s)		
Check	(√)	Comments
• Is there sufficient space to accommodate and manage the flow of a high volume of electors in the case of a high turnout of electors?	✓	Yes
• If multiple polling stations need to be provided, are there other rooms available, or can the space be clearly divided to provide adequate room for more than one polling station?	✓	Would need to be divided
• Is there sufficient space inside the polling station to comfortably accommodate staff, voters, polling agents and observers?	✓	Yes
• Could ballot booths be positioned in a way that would preserve the secrecy of the ballot, even where there may be a high volume of electors?	✓	Yes
• Is there adequate lighting for day and night time?	✓	Yes
• Is there suitable furniture (tables and chairs) available for all types of election for polling staff and for those voters who may need to rest?	✓	Yes
• Could motorised wheelchairs be accommodated?	✓	Yes
• Can the official notices be clearly displayed, including the large-print version of the ballot paper(s)?	✓	Yes

Date reviewed: 26/10/18

Officer initials: SAR

Pictures:

Picture 1 – External view




Picture 2 – Polling station area



Picture 3 – Polling station area



Picture 4 – Access



Picture 5 – Access



Picture 6 – Toilet



Picture 7 – Kitchen facilities



Picture 8 – Disabled Parking



Date reviewed: 26/10/18

Officer initials: SAR

Part E – Comments from stakeholders during consultation

Comment	Name/organisation	Response by (A)RO

Additional comments from (A)RO