

Rutland Corporate Parenting Board

16 October 2018

Headline figures	Page 2
Children looked after in the last 6 Months	Page 3
Children looked after with an open episode of Care	Page 4
Children Looked after Placements	page 5
Children looked after Health and missing/absent	Page 6
Care leavers currently in receipt of leaving care services	Page 7

Headline figures

Children Looked After (CLA)

Children Looked After (CLA) in the last 6 months	32
CLA started	2
CLA ceased	6
Current children looked after (snapshot)	26
CLA with latest review on time	100%
CLA in Foster placements	77%
CLA with an up to date health assessment	70%

Care leavers

Care leavers currently in receipt of leaving care Services	27
Care leavers the Local Authority is in touch with	100%
Care leavers in Education, Training & Employment	67%
Care leavers in Suitable accommodation	100%

Children Looked After October 2018

The overall number of children looked after has reduced to 26. 6 children have ceased to be looked after in the last 6 months. 2 children were adopted and 2 special guardianship orders have been granted. 21 children moved into independent living and 1 child is now living with a parent.

2 Children have become looked after in the last 6 months. 1 due to abuse or neglect and 1 due to absent parenting. 1 is an unaccompanied asylum seeking child.

No Children have had 3 or more placements in the last 12 months. 23 children have been looked after for over 12 months.

All children have had a statutory visit within timescale.

70% have an up to date Health assessment.

35% have had a dental check recorded in the last 12 months.

1 child had a missing person episode in the last quarter.

Care Leavers October 2018

27 care leavers 18-25 are in receipt of service

The local authority in contact with 100% of care leavers.

100% of care leavers 18-25 are in suitable accommodation.

67% of care leavers 18-25 are in education, training or employment.

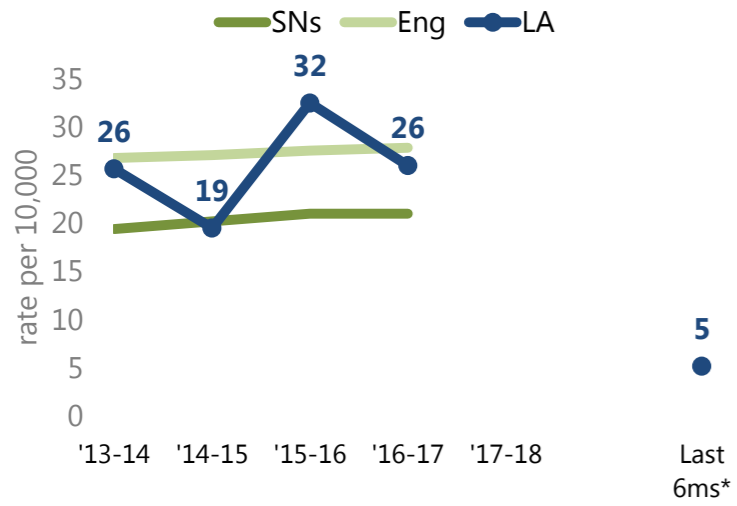
33% of care leavers 18-25 are not in education, training or employment. 4 are NEET due to Illness/Disability. 2 due to pregnancy/parenting. 3 due to other circumstances.

Children Looked After (CLA) in the last 6 months

from 05/04/2018
to 04/10/2018

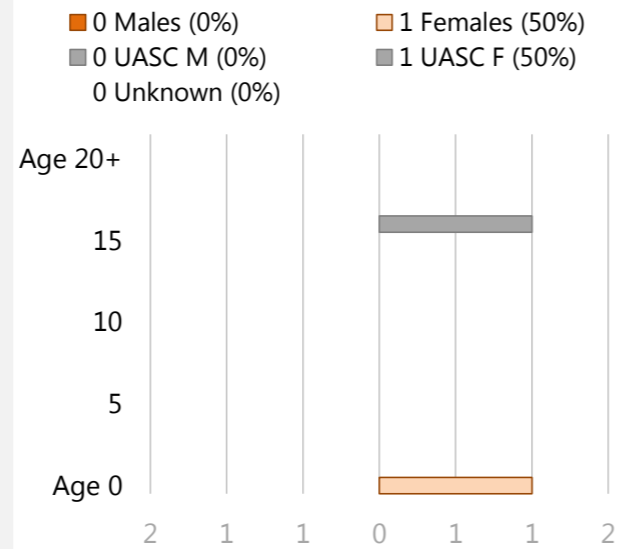
2 CLA started in the last 6 months

Rate of CLA started per 10,000 children



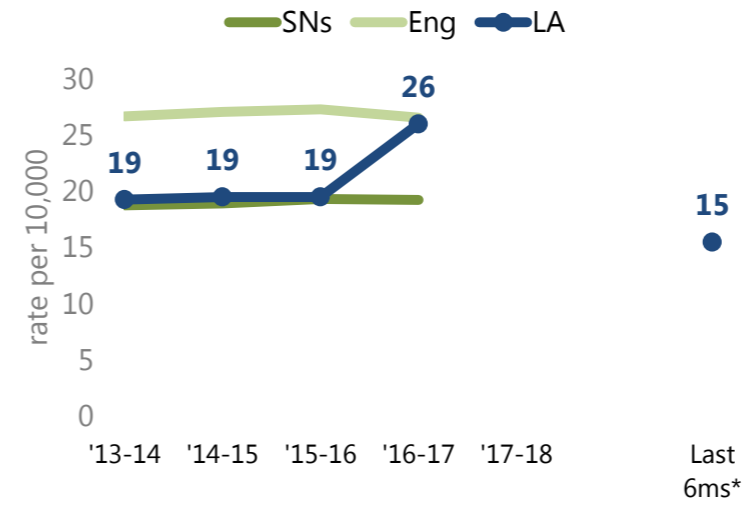
*Annualised rate for comparison purposes

Age and gender



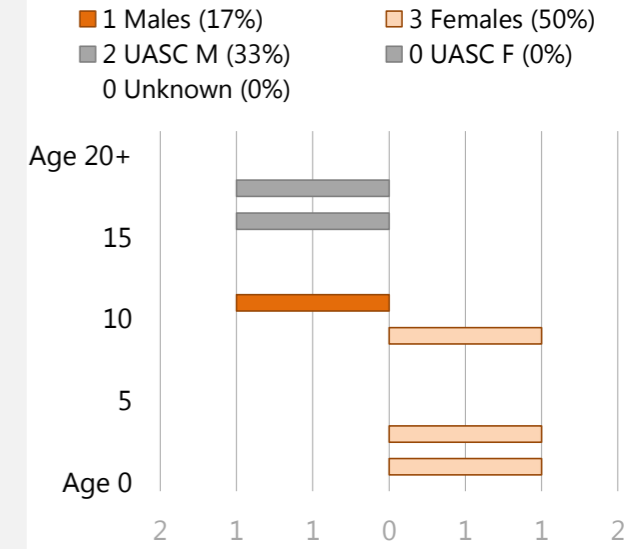
6 CLA ceased in the last 6 months

Rate of CLA ceased per 10,000 children



*Annualised rate for comparison purposes

Age and gender



1 of the 2 CLA starters were unaccompanied asylum seeking children (UASC)

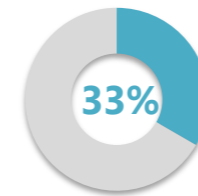
50%

0 of the 2 CLA starters have previously been looked after

0%

Reason episode of care ceased

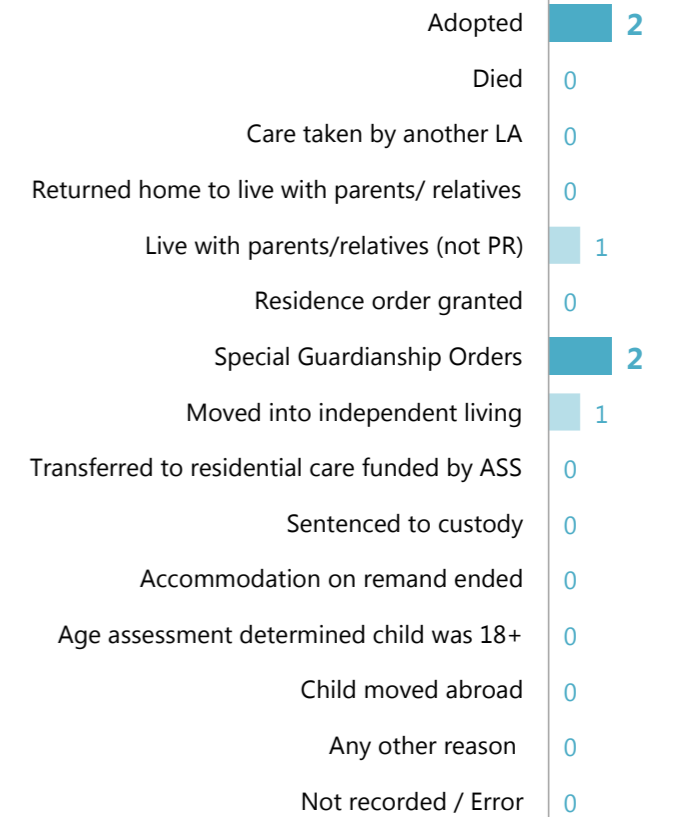
Adopted



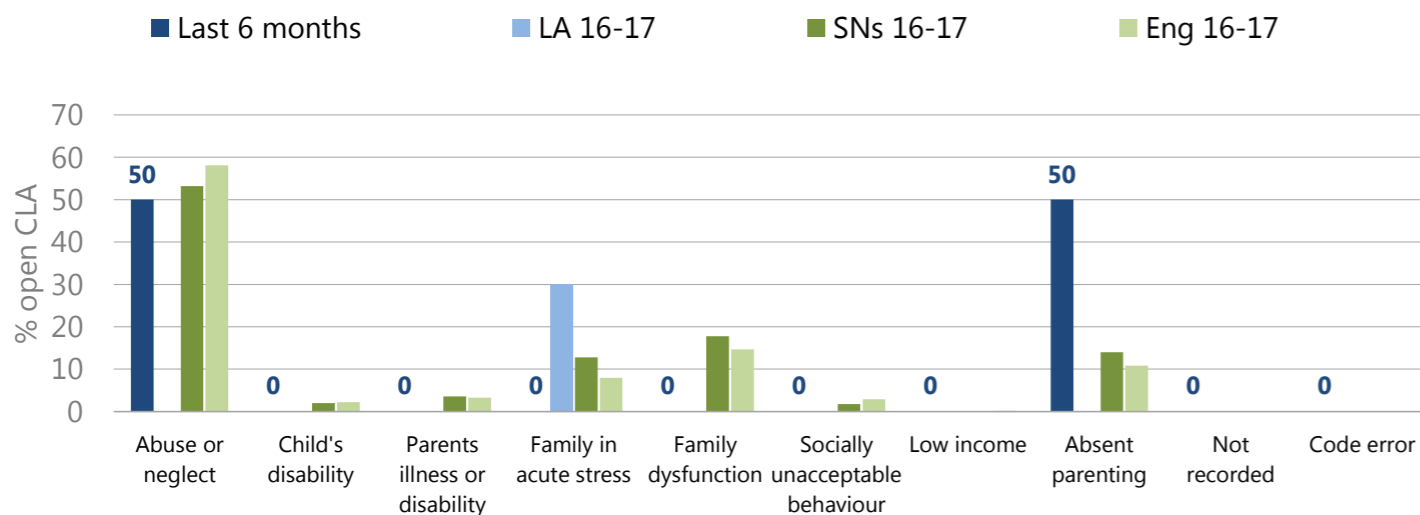
Last 6 months 33%

2016-17 (published)
LA 0% SNs 18% Eng 14%

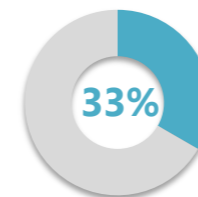
Number of CLA ceased by reason in the period



Comparing the primary need of CLA starters



Special Guardianship Order



Last 6 months 33%

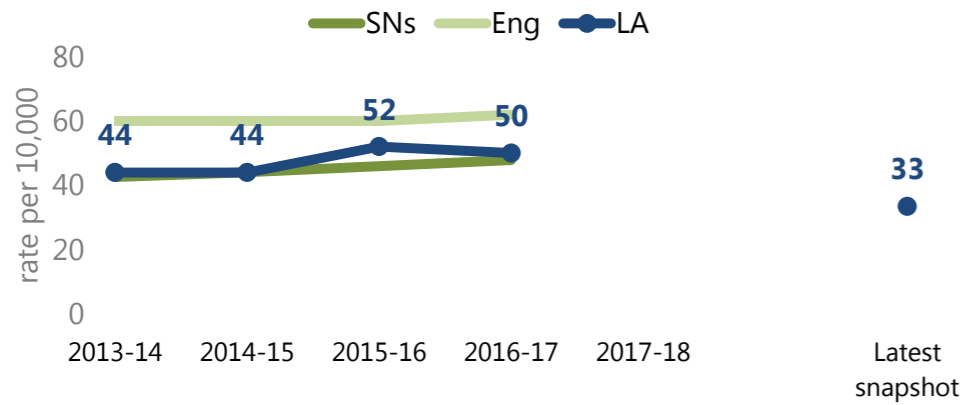
2016-17 (published)
LA x SNs 13% Eng 12%

Children Looked After (CLA)

Snapshot 04/10/2018

26 Children Looked After (CLA) with an open episode of care

Rate of CLA per 10,000 children (snapshot)



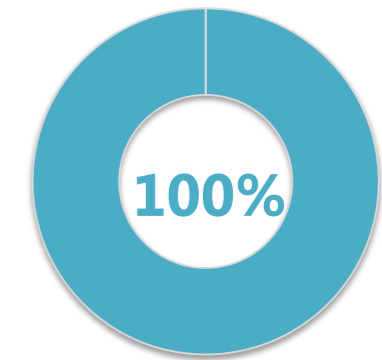
Ethnic background

	All CLA	Not UASC	UASC
White	81%	83%	50%
Mixed	8%	8%	0%
Asian or Asian British	0%	0%	0%
Black or black British	8%	4%	50%
Other ethnic group	0%	0%	0%
Not stated	4%	4%	0%
Not recorded	0%	0%	0%

1 children (4%) with a disability

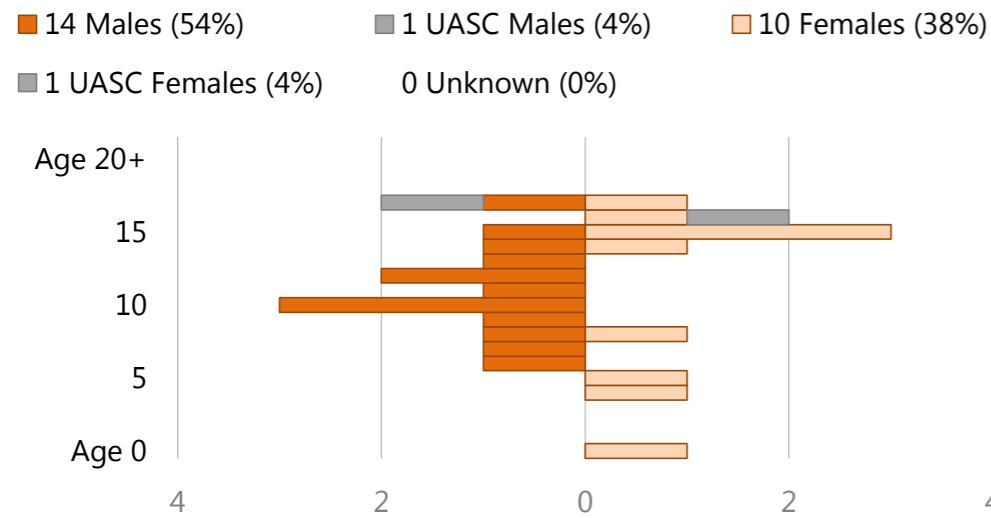
See page 20 for comparisons

Open CLA with latest review in time

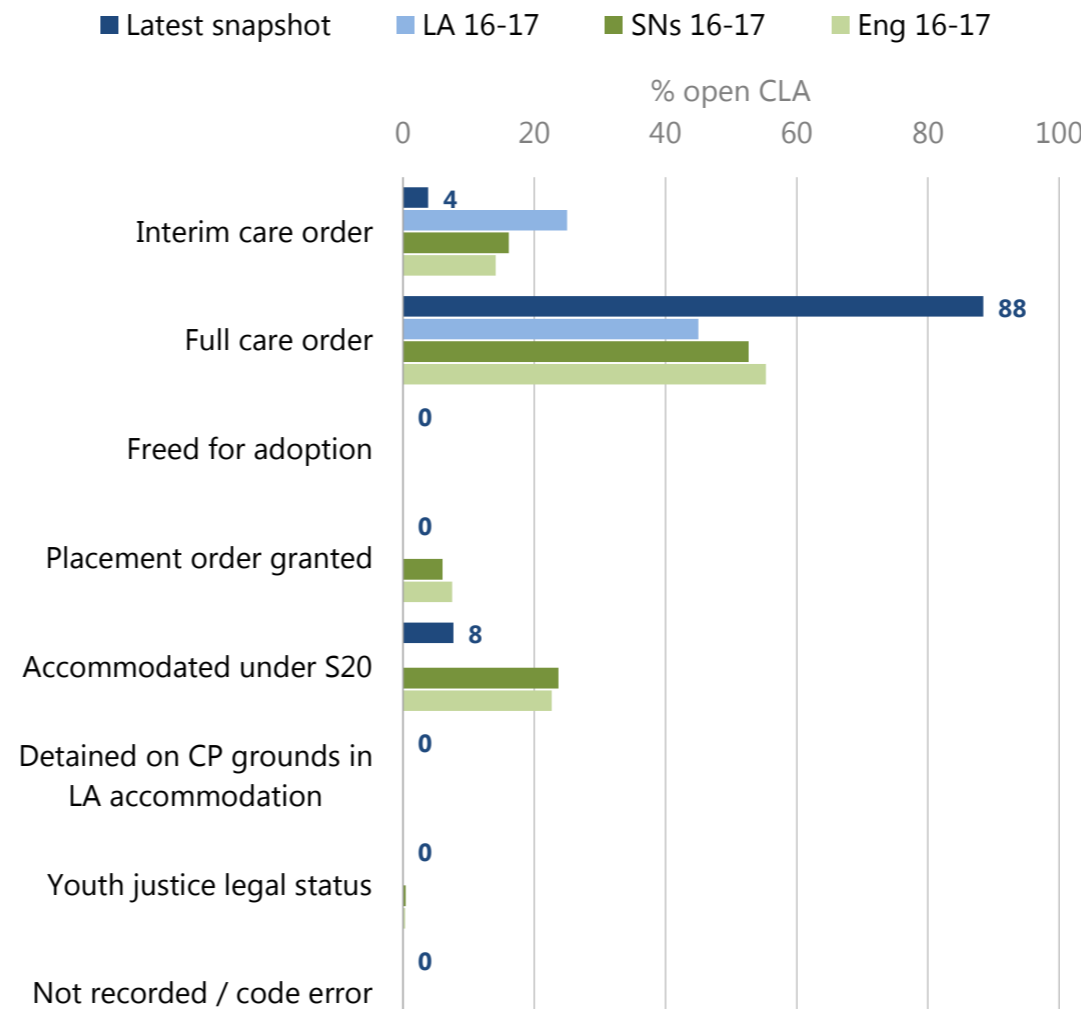


■ Yes ■ No □ Not recorded


Age and gender



Comparing legal status of open CLA (snapshot)

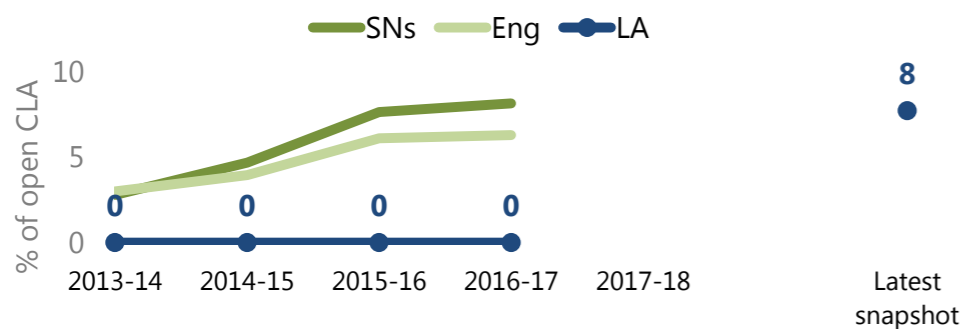


Time since latest review

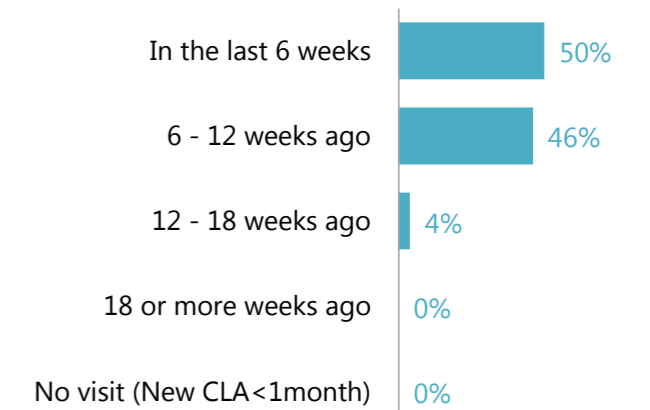


2 open unaccompanied asylum seeking children (UASC)

UASC as a percentage of CLA (snapshot)



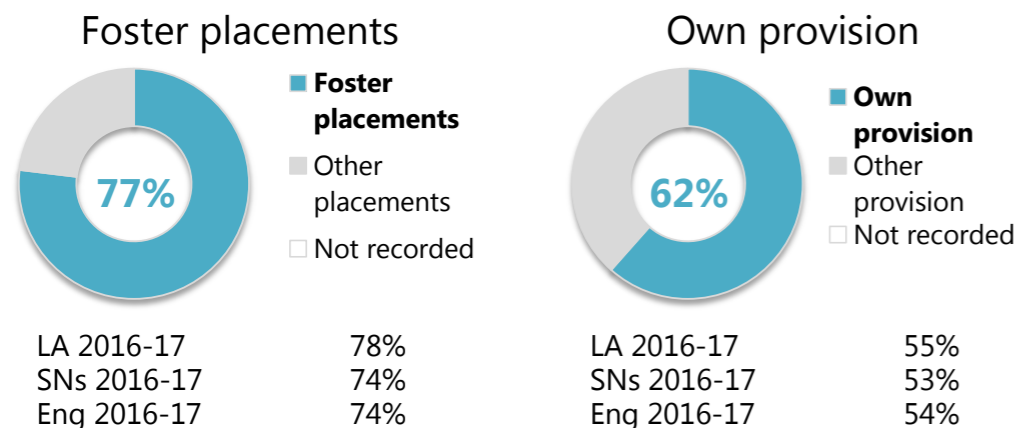
Time since the child was last seen



Children Looked After (CLA) placements

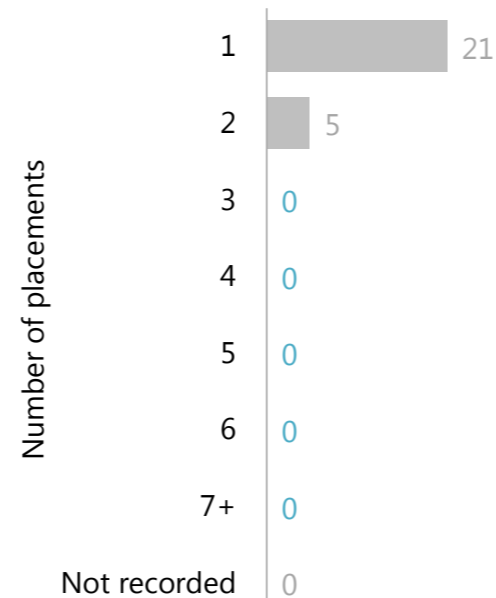
Snapshot 04/10/2018

CLA placements by type and provision

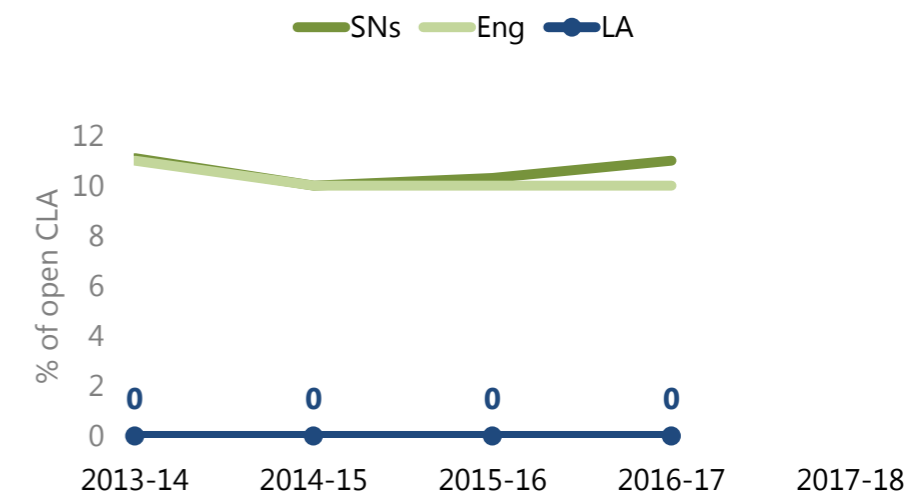


Placement type for open CLA	Own LA	Private	Other	Total
Foster placement	16	4	0	20
Placed for adoption	0	0	0	0
Placed with parents	0	0	2	2
Independent living	0	0	0	0
Residential employment	0	0	0	0
Residential accommodation	0	0	0	0
Secure Children's Homes	0	0	0	0
Children's Homes	0	0	0	0
Residential Care Home	0	3	0	3
NHS/Health Trust	0	0	0	0
Family Centre	0	0	0	0
Young Offender Institution	0	0	0	0
Residential school	0	1	0	1
Other placements	0	0	0	0
Temporary placement	0	0	0	0
Total placements	16	8	2	26

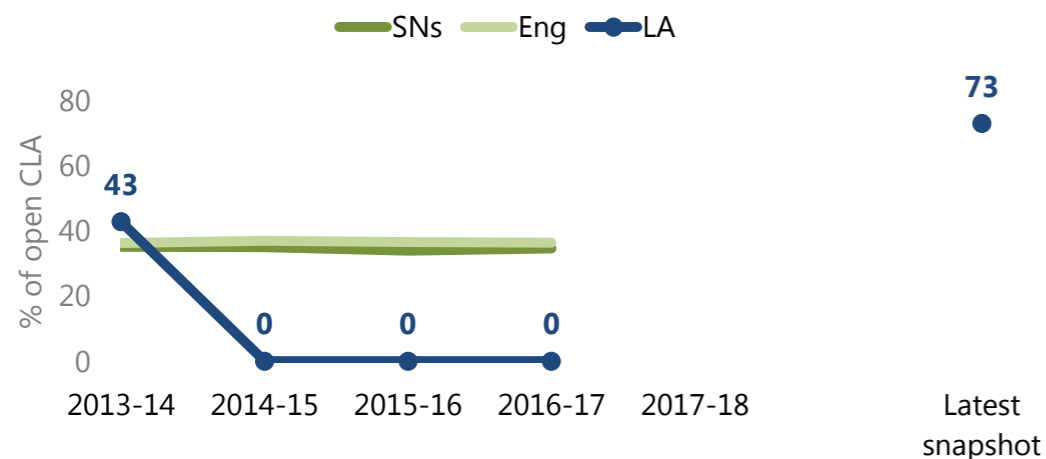
Number of placements in the last 12 months



Comparing short term placement stability

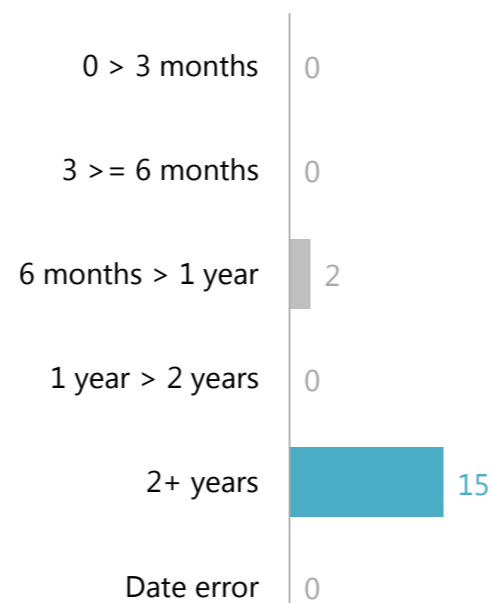


CLA placements out of borough

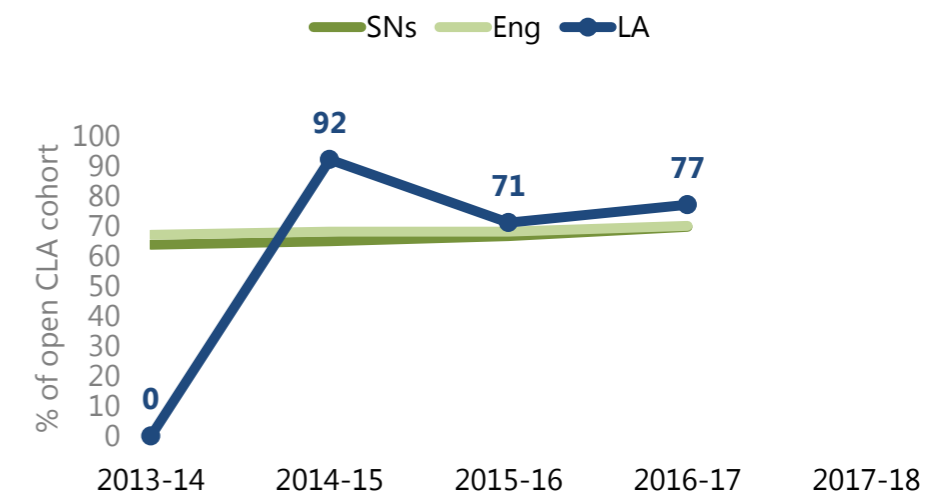


Duration of placements

Duration of latest placement for each current CLA aged under 16 who have been looked after for 2½ years or more



Comparing long term placement stability



Children Looked After (CLA) health and missing/absent from placement

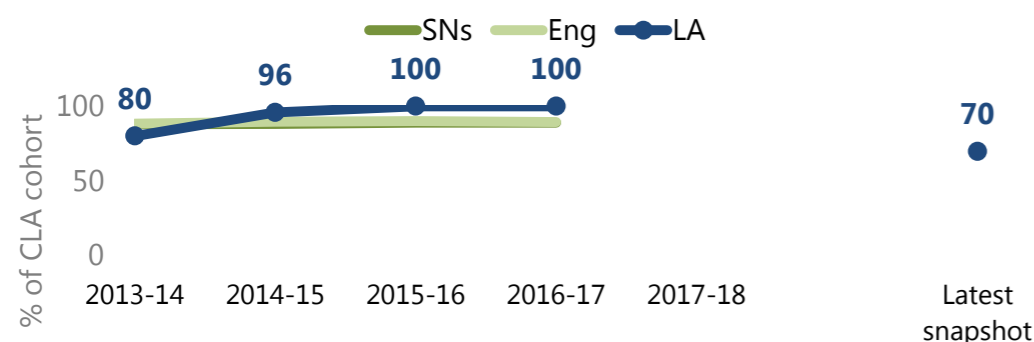
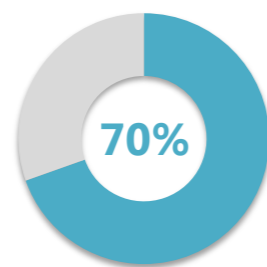
Snapshot 04/10/2018

Health

23 current open CLA looked after for at least 12 months

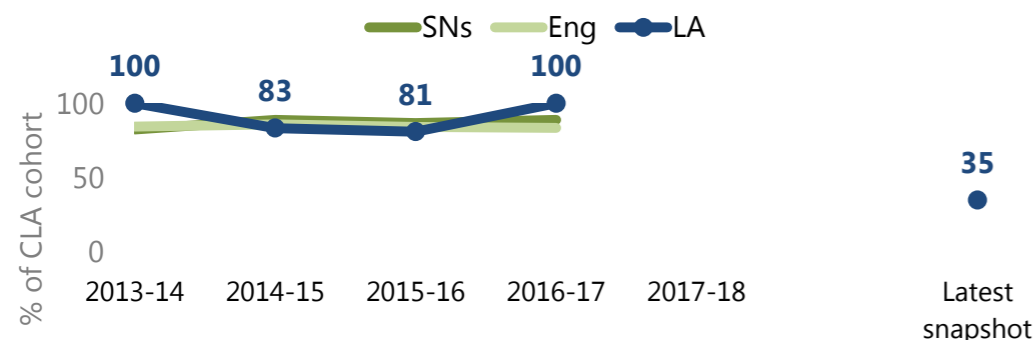
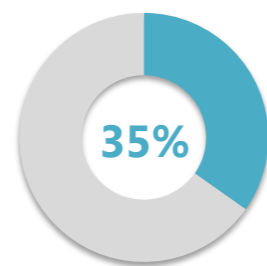
Health assessments

Current open CLA who have been looked after for at least 12 months with an up to date health assessment (in the last 6 months for CLA aged under 5, and in the last 12 months for CLA aged 5-plus)




Dental checks

Current open CLA who have been looked after for at least 12 months who have had a dental check in the last 12 months.



Missing and Absent from Placement

Number of missing episodes per CLA



Missing incidents

4 of 32 looked after children had a missing incident in the last 12 months

	Latest data	LA 16-17	SNs 16-17	Eng 16-17
Number of all CLA with a missing incident	4 of 32	0		
Percentage of all CLA with a missing incident	13%	0%	11%	10%
Total number of missing incidents for all CLA	7	0		
Average number of incidents per CLA who went missing	1.8	.	5.1	5.7
Missing children offered return interview	3 of 4			
Missing children not offered return interview	0			
Missing children return interview offer not recorded	1			
Missing children accepted return interview	2 of 4			
Missing children not accepted return interview	1			
Missing children return interview acceptance not recorded	0			

Absent incidents

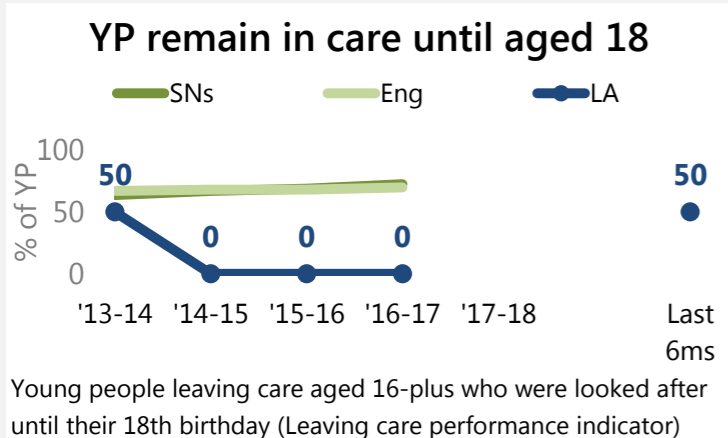
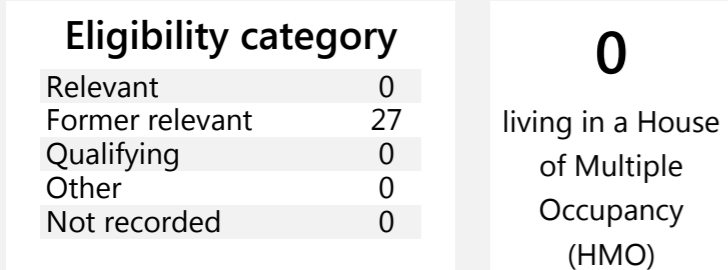
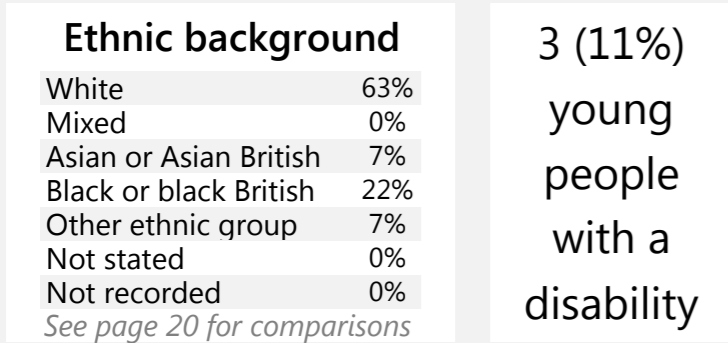
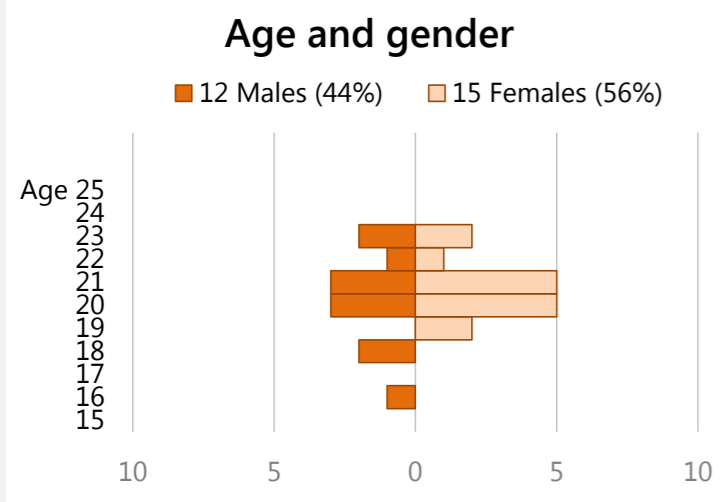
1 of 32 looked after children had an absent incident in the last 12 months

	Latest data	LA 16-17	SNs 16-17	Eng 16-17
Number of all CLA with an absent incident	1 of 32	x		
Percentage of all CLA with an absent incident	3%	x	5%	5%
Total number of absent incidents for all CLA	1	x		
Average number of incidents per CLA who were absent	1.0	x	3.3	4.2
Absent children offered return interview	1 of 1			
Absent children not offered return interview	0			
Absent children return interview offer not recorded	0			
Absent children accepted return interview	1 of 1			
Absent children not accepted return interview	0			
Absent children return interview acceptance not recorded	0			

Care leavers currently in receipt of leaving care services

Snapshot 04/10/2018

27 young people



	Aged 18	Aged 19	Aged 20	Aged 21	22-over
Cohort	2	2	8	8	6
LA in touch	100%	100%	100%	100%	100%
Education Employment Training	50%	50%	50%	88%	67%
Suitable accommodation	100%	100%	100%	100%	100%

