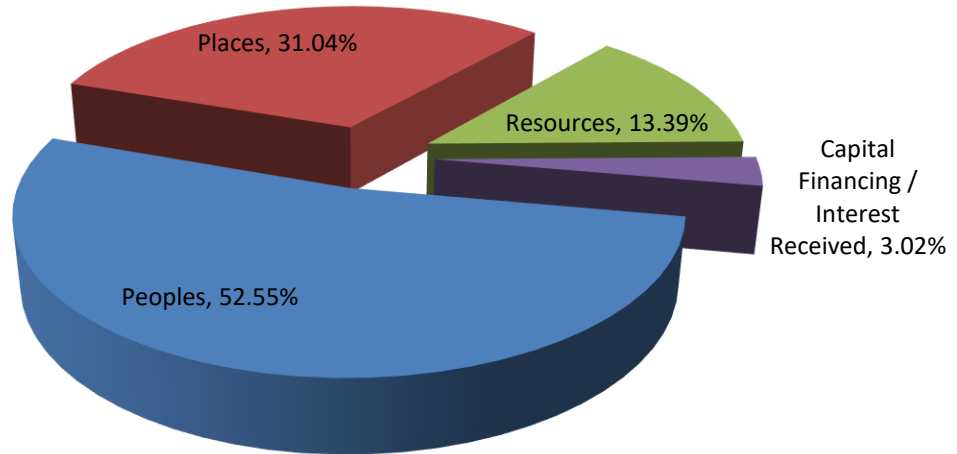


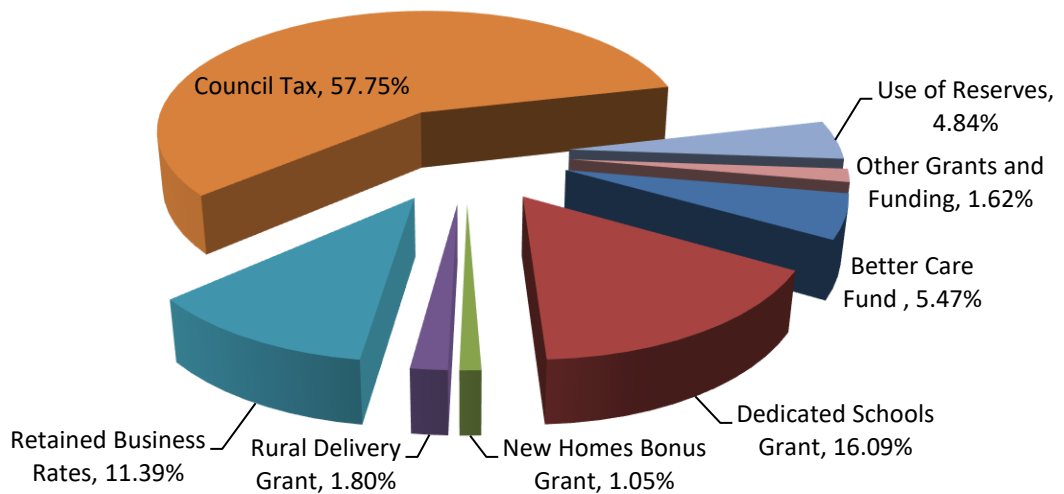
Council's Budget 2021/22

Councillors agreed the Council's Budget for 2021/22 at Full Council 22 February 2021. Full details of the budget can be accessed on the Council's [Website](#).

Budgeted Net Expenditure



Sources of Funding



Changes in Net Expenditure from 2020/21 to 2021/22

	2020/21	2021/22	Change	
	£m	£m	£m	%
Peoples	19.51	20.47	0.96	4.91
Places	11.16	12.48	1.32	11.81
Resources	6.41	6.94	0.53	8.27
Grants	(5.18)	(5.08)	0.10	(2.05)
Capital Costs	1.80	1.65	(0.15)	(8.40)
	33.69	36.46	2.76	8.20

Levies Paid to Other Organisations

The Environment Agency levies local councils to pay for flood defence costs. The Agency has supplied the following information about its revenue expenditure and levies for the Anglian and Trent Regions.

Levying Body	2020/21		2021/22	
	Levy	Gross Expenditure	Levy	Gross Expenditure
	£	£m	£	£m
<u>Environment Agency</u>				
Anglian Region – Flood Defence	39,700	106.39	40,484	88.05
Trent Region – Flood Defence	1,909	75.47	1,964	58.03
Total	41,609	181.86*	42,448	146.08

*revised 2020/21 gross expenditure figures provided by the Environment Agency

Guide to Council Tax 2021/22

Council Tax is a local tax set by council to fund their services and is charged to all households in the council's area. The council also collects council tax for Police and Crime Commissioner, Fire Authority and Parish Councils, which is paid over to them throughout the year.

Precepting Authorities	2020/21		2021/22	
	Band D Charge	Precept	Band D Charge	Precept
	£	£m	£	£m
Leicestershire Police	233.23	3.65	248.23	3.89
Leicestershire Fire Authority	67.96	1.06	69.29	1.09
Parish Councils	50.84	0.80	51.01	0.80
Total	352.03	5.51	368.53	5.78

How much is the Council Tax?

All properties in Rutland were valued by the Valuation Office Agency and is based on the open market value of the property on 1st April 1991. The properties were then and placed into various bands according to the valuation amount and the council tax is charged according to those bands.

The charges for 2021/22 are detailed in the tables below, parishes are excluded from the first table as each one is different.

	Band A	Band B	Band C	Band D	Band E	Band F	Band G	Band H
	£	£	£	£	£	£	£	£
RUTLAND COUNTY COUNCIL CHARGE	1217.49	1420.40	1623.32	1826.23	2232.06	2637.89	3043.72	3652.46
LEICESTERSHIRE POLICE AUTHORITY	165.49	193.07	220.65	248.23	303.39	358.55	413.72	496.46
LEICESTERSHIRE FIRE AUTHORITY	46.19	53.89	61.59	69.29	84.69	100.09	115.48	138.58
TOTAL :-	1429.17	1667.36	1905.56	2143.75	2620.14	3096.53	3572.92	4287.50

Total Council Tax including Parish Charge

PARISH	Parish Precept 2021-22	Band 'D' Equivalent	Band A	Band B	Band C	Band D	Band E	Band F	Band G	Band H
	£	£	£	£	£	£	£	£	£	£
Ashwell	4,000.00	28.50	1,448.17	1,689.53	1,930.89	2,172.25	2,654.97	3,137.70	3,620.42	4,344.50
Ayston	0.00	0.00	1,429.17	1,667.36	1,905.56	2,143.75	2,620.14	3,096.53	3,572.92	4,287.50
Barleythorpe	17,420.00	22.13	1,443.92	1,684.57	1,925.23	2,165.88	2,647.19	3,128.50	3,609.80	4,331.76
Barrow	170.00	3.96	1,431.81	1,670.44	1,909.08	2,147.71	2,624.98	3,102.25	3,579.52	4,295.42
Barrowden	13,750.00	52.07	1,463.88	1,707.86	1,951.84	2,195.82	2,683.78	3,171.74	3,659.70	4,391.64
Beaumont Chase	0.00	0.00	1,429.17	1,667.36	1,905.56	2,143.75	2,620.14	3,096.53	3,572.92	4,287.50
Belton-In-Rutland	7,811.00	42.63	1,457.59	1,700.52	1,943.45	2,186.38	2,672.24	3,158.11	3,643.97	4,372.76
Bisbrooke	3,588.00	32.84	1,451.06	1,692.90	1,934.75	2,176.59	2,660.28	3,143.97	3,627.65	4,353.18
Braunston- In-Rutland	10,500.00	49.28	1,462.02	1,705.69	1,949.36	2,193.03	2,680.37	3,167.71	3,655.05	4,386.06
Brooke	0.00	0.00	1,429.17	1,667.36	1,905.56	2,143.75	2,620.14	3,096.53	3,572.92	4,287.50

Burley	70.00	0.57	1,429.55	1,667.80	1,906.07	2,144.32	2,620.84	3,097.35	3,573.87	4,288.64
Caldecott	5,670.00	46.60	1,460.24	1,703.60	1,946.98	2,190.35	2,677.10	3,163.84	3,650.59	4,380.70
Clipsham	0.00	0.00	1,429.17	1,667.36	1,905.56	2,143.75	2,620.14	3,096.53	3,572.92	4,287.50
Cottesmore	28,900.00	38.21	1,454.64	1,697.08	1,939.52	2,181.96	2,666.84	3,151.72	3,636.60	4,363.92
Edith Weston	21,606.20	60.02	1,469.18	1,714.04	1,958.91	2,203.77	2,693.50	3,183.23	3,672.95	4,407.54
Eggleton	1,050.00	19.11	1,441.91	1,682.22	1,922.55	2,162.86	2,643.50	3,124.13	3,604.77	4,325.72
Empingham	5,000.00	11.74	1,437.00	1,676.49	1,916.00	2,155.49	2,634.49	3,113.49	3,592.49	4,310.98
Essendine	10,200.00	60.64	1,469.60	1,714.52	1,959.46	2,204.39	2,694.26	3,184.12	3,673.99	4,408.78
Exton And Horn	12,922.00	53.15	1,464.60	1,708.70	1,952.80	2,196.90	2,685.10	3,173.30	3,661.50	4,393.80
Glaston	50.00	0.53	1,429.52	1,667.77	1,906.03	2,144.28	2,620.79	3,097.30	3,573.80	4,288.56
Great Casterton	5,475.00	31.00	1,449.84	1,691.47	1,933.12	2,174.75	2,658.03	3,141.31	3,624.59	4,349.50
Greetham	10,000.00	31.29	1,450.03	1,691.70	1,933.37	2,175.04	2,658.38	3,141.73	3,625.07	4,350.08
Gunthorpe	0.00	0.00	1,429.17	1,667.36	1,905.56	2,143.75	2,620.14	3,096.53	3,572.92	4,287.50
Hambleton	3,882.57	43.17	1,457.95	1,700.94	1,943.93	2,186.92	2,672.90	3,158.89	3,644.87	4,373.84
Ketton	50,870.00	66.39	1,473.43	1,719.00	1,964.57	2,210.14	2,701.28	3,192.43	3,683.57	4,420.28
Langham	22,550.00	36.61	1,453.58	1,695.83	1,938.10	2,180.36	2,664.89	3,149.41	3,633.94	4,360.72
Leighfield	0.00	0.00	1,429.17	1,667.36	1,905.56	2,143.75	2,620.14	3,096.53	3,572.92	4,287.50
Little Casterton	2,400.00	21.94	1,443.80	1,684.42	1,925.06	2,165.69	2,646.96	3,128.22	3,609.49	4,331.38
Lyddington	8,500.00	40.53	1,456.19	1,698.88	1,941.59	2,184.28	2,669.68	3,155.07	3,640.47	4,368.56
Lyndon	0.00	0.00	1,429.17	1,667.36	1,905.56	2,143.75	2,620.14	3,096.53	3,572.92	4,287.50
Manton	13,000.00	78.82	1,481.72	1,728.66	1,975.62	2,222.57	2,716.48	3,210.38	3,704.29	4,445.14
Market Overton	8,220.00	40.15	1,455.94	1,698.59	1,941.25	2,183.90	2,669.21	3,154.52	3,639.84	4,367.80
Morcott	8,145.00	43.94	1,458.46	1,701.54	1,944.62	2,187.69	2,673.84	3,160.00	3,646.15	4,375.38
Normanton	0.00	0.00	1,429.17	1,667.36	1,905.56	2,143.75	2,620.14	3,096.53	3,572.92	4,287.50
North Luffenham	16,500.00	50.82	1,463.05	1,706.89	1,950.73	2,194.57	2,682.25	3,169.94	3,657.62	4,389.14
Oakham	275,595.00	66.79	1,473.70	1,719.31	1,964.93	2,210.54	2,701.77	3,193.00	3,684.24	4,421.08
Pickworth	0.00	0.00	1,429.17	1,667.36	1,905.56	2,143.75	2,620.14	3,096.53	3,572.92	4,287.50
Pilton	0.00	0.00	1,429.17	1,667.36	1,905.56	2,143.75	2,620.14	3,096.53	3,572.92	4,287.50
Preston	1,500.00	14.83	1,439.06	1,678.89	1,918.74	2,158.58	2,638.27	3,117.95	3,597.64	4,317.16
Ridlington	4,340.00	46.34	1,460.06	1,703.40	1,946.75	2,190.09	2,676.78	3,163.47	3,650.15	4,380.18
Ryhall	34,494.00	56.91	1,467.11	1,711.62	1,956.15	2,200.66	2,689.70	3,178.73	3,667.77	4,401.32
Seaton	4,800.00	43.16	1,457.94	1,700.93	1,943.92	2,186.91	2,672.89	3,158.87	3,644.85	4,373.82
South Luffenham	15,000.00	68.34	1,474.73	1,720.51	1,966.31	2,212.09	2,703.67	3,195.24	3,686.82	4,424.18
Stoke Dry	0.00	0.00	1,429.17	1,667.36	1,905.56	2,143.75	2,620.14	3,096.53	3,572.92	4,287.50
Stretton	5,280.00	41.66	1,456.94	1,699.76	1,942.59	2,185.41	2,671.06	3,156.71	3,642.35	4,370.82
Teigh	50.00	1.56	1,430.21	1,668.57	1,906.95	2,145.31	2,622.05	3,098.78	3,575.52	4,290.62
Thistleton	115.00	2.26	1,430.68	1,669.12	1,907.57	2,146.01	2,622.90	3,099.79	3,576.69	4,292.02
Thorpe By Water	0.00	0.00	1,429.17	1,667.36	1,905.56	2,143.75	2,620.14	3,096.53	3,572.92	4,287.50
Tickencote	190.00	4.68	1,432.29	1,671.00	1,909.72	2,148.43	2,625.86	3,103.29	3,580.72	4,296.86
Tinwell	1,120.00	10.60	1,436.24	1,675.60	1,914.98	2,154.35	2,633.10	3,111.84	3,590.59	4,308.70
Tixover	0.00	0.00	1,429.17	1,667.36	1,905.56	2,143.75	2,620.14	3,096.53	3,572.92	4,287.50
Uppingham	122,232.00	74.79	1,479.03	1,725.53	1,972.04	2,218.54	2,711.55	3,204.56	3,697.57	4,437.08
Wardley	0.00	0.00	1,429.17	1,667.36	1,905.56	2,143.75	2,620.14	3,096.53	3,572.92	4,287.50
Whissendine	31,209.96	54.72	1,465.65	1,709.92	1,954.20	2,198.47	2,687.02	3,175.57	3,664.12	4,396.94
Whitwell	0.00	0.00	1,429.17	1,667.36	1,905.56	2,143.75	2,620.14	3,096.53	3,572.92	4,287.50
Wing	10,265.00	68.32	1,474.72	1,720.50	1,966.29	2,212.07	2,703.64	3,195.21	3,686.79	4,424.14

Oakham Town Council Expenditure

Where the parish council budget requirement exceeds £140,000 Rutland County Council is required to provide a breakdown of the Parish's expenditure and income. For 2021/22 this applies to Oakham Town Council.

<u>Expenditure</u>	£
<u>Recurrent Expenditure</u>	
General Administration	125,850
Contracts	99,700
Recreation, Planning & General	<u>51,535</u>
	277,085
Other Expenditure	30,358
Projects	<u>95,000</u>
Total Expenditure	402,443
<u>Income</u>	
Non Precept Income	(17,301)
Transfer from Reserves	<u>(109,547)</u>
Net Expenditure	<u>275,595</u>
	<u>275,595</u>
Precept Requirement	<u>275,595</u>

For further information contact Oakham Town Council on 01572 723627 or email enquiries@oakhamtowncouncil.gov.uk

Explanatory Notes – these form part of your Council Tax Demand Notice

Your bill explained

A The address which has given rise to Council Tax charges.

B The valuation band given to your property

C Your Council Tax Account Number.

D The financial year which your Council Tax Demand relates to.


E The period to which your Council Tax relates.

F The changes from last year's Council Tax amounts.

G Any discounts, exemptions, reductions, Local Council Tax Support, or premiums are detailed here.

H The total amount payable by you.

I Your payment method, instalment dates and amounts. If it says Direct Debit, instalments will be taken automatically from your bank.



Rutland County Council District Council
 Calmose, Oakham, Rutland. LE15 6HP
 Telephone: (01572) 722577 Facsimile: (01572) 758307
 E-mail: enquiries@rutland.gov.uk

Date of Issue: 15/11/2017

Mr H Hartup
 8 Test Lane
 Ashwell
 Rutland
 LE15 7SR

Address of property giving rise to charge;
 8 Test Lane
 Ashwell
 Rutland
 LE15 7SR
 Property Reference: 30100010008000X
 Account Reference: 30442778 Band H

COUNCIL TAX DEMAND NOTICE 2017/2018

Details of Charge	% Change	
Rutland County Council District Council	2.0%	£2,978.30
Police and Crime Commissioner	2.0%	£374.46
Combined Fire Authority	2.0%	£125.68
Rutland County Council Adult Social Care Precept	2.0%	£115.58
Ashwell Parish	1.7%	£49.10
Council Tax for full year:	3.7%	£3,643.12
Council Tax for period 01/08/17 to 31/03/18		£2,425.42
Discount Class (25%) Single Occupier Discount		£606.36 CR

Amount Payable by you **£1,819.06**

Your method of payment is by monthly instalments which are as follows:

01/12/2017	£910.06
01/01/2018	£909.00

The council tax attributable to Rutland County Council includes a precept to fund adult social care.

This bill has been issued because: Change in Discount

Page 1 of 2 30442778 dw

Council Tax Bands

The Valuation Office Agency has placed all homes in one of eight valuation bands based on the open market value of the property on 1st April 1991 as follows:

Band A	Up to £40,000	Band E	£88,001-£120,000
Band B	£40,001-£52,000	Band F	£120,001-£160,000
Band C	£52,001-£68,000	Band G	£160,001-£320,000
Band D	£68,001-£88,000	Band H	£more than £320,000

Can I appeal against my band?

The Valuation Office Agency (VOA) values domestic properties for council tax. This valuation is used to set your council tax band. You might need to contact the VOA if you think your council tax band is wrong.

You can find out more about when you can challenge your band and what you need to do at gov.uk/challenge-council-tax-band. If you challenge your band, you must continue to pay council tax at your current band until your appeal is decided.

You can contact the VOA at gov.uk/contact-voa. If you are unable to use the online service you can also contact the VOA on 03000 501 501.

Do you qualify for a discount?

Sole adult occupiers are entitled to 25% discount. Households of two or more adult occupiers may be entitled to a discount if all but one occupier is:

- A full-time student, student nurse or apprentice
- Living in hospital, care homes, certain hostels or night shelters
- Severely mentally impaired
- 18 or 19 and at, or just left, school
- A care-worker working for low pay - usually for charities
- Caring for someone with a disability who is not a partner, spouse or child under 18
- A member of visiting forces or certain international institutions
- A member of a religious community (monks or nuns)
- In prison (except those in prison for not paying Council Tax or a fine)

Unoccupied Properties

Long term empty properties – i.e. those left unoccupied and unfurnished for two years or more - will be charged an additional premium of:

- 100% for properties that have been empty for more than two years;
- 200% for properties that have been empty for more than five years; and
- 300% for properties that have been empty for at least ten years.

Vacant properties, second homes and uninhabitable properties do not attract a discount.

Is your property exempt from Council Tax?

Unoccupied properties may be exempt if they are:

- Owned by a charity (exempt for 6 months)
- Left empty by someone in prison
- Left empty by someone (permanently) living in a hospital or a care home
- Left empty because the taxpayer has died and probate/letters of administration have not been granted yet. (There is a maximum of 6 months exemption once Probate has been granted)
- Empty because occupation is prohibited by law or relevant planning restrictions apply
- Waiting to be occupied by a minister of religion
- Left empty by a person receiving personal care elsewhere
- Left empty by someone providing care elsewhere
- Left empty by students
- Repossessed
- The responsibility of a bankrupt's trustee
- Empty caravan pitches or boat moorings
- Some unoccupied annexes

Occupied properties may be exempt if they are:

- Lived in entirely by students
- Lived in entirely by severely mentally impaired residents
- Halls of residence
- Barracks
- Lived in by visiting forces personnel
- Lived in entirely by residents under the age of 18
- Lived in by diplomats
- An annexe occupied by a dependent relative

Is your property specially adapted for a disabled person?

If a member of your household needs a room, extra bathroom, kitchen or extra space in your property to meet special needs (including extra space to use a wheelchair indoors) because of their disability, you may be entitled to a reduction.

Local Council Tax Support Scheme

On the 1st April 2013, Rutland County Council introduced its own Local Council Tax Support scheme (LCTS) following the Government's decision to abolish Council Tax Benefit.

If you are above state pension age you can receive up to 100% LCTS. If you are of working age you can receive up to 75% of the Council Tax charge. LCTS is a way of reducing your Council Tax charge if you are on a low income. If you are entitled to LCTS your award will be deducted from your Council Tax charge.

Applications forms can be downloaded online or sent to you.

Awards are not usually backdated so it is important to claim LCTS as soon as you think you may be entitled.

There is also a separate Discretionary Fund for people who are experiencing severe financial hardship.

Change in Circumstances

You must tell us of any change in your circumstances which may affect your entitlement within 21 days of the change. Some examples are:

- If you or your partner's income stops, starts, goes up or down
- If you or your partner's Tax Credits stop, start, go up or down
- If you or your partner's Pensions change
- If you or your partner start or stop receiving benefits (i.e. Universal Credit)
- If you or your partner's savings change
- If someone moves in or out of your household

Can I appeal against my Council Tax?

You can appeal if you consider that you are not liable to pay Council Tax, for example, because:

- You are not the resident or the owner
- Your property is exempt
- We have made a mistake in working out your bill.

If you want to appeal, you must tell us in writing, and we will consider the case. If your appeal is turned down, you have the right to appeal to the Valuation Tribunal.

Funding Adult Social Care services

The Secretary of State for Communities and Local Government made an offer to adult social care authorities. ("Adult social care authorities" are local authorities which have functions under Part 1 of the Care Act 2014, namely County Councils in England, district councils for an area in England for which there is no county council, London borough councils, The Common Council of the City of London and the Council of the Isles of Scilly).

The offer was the option of an adult social care authority being able to charge an additional "precept" on its Council Tax for without holding a referendum, to assist the authority in meeting its expenditure on adult social care from the financial year 2016-17. It was originally made in respect of the financial years up to and including 2019-20. If the Secretary of State chooses to renew this offer in respect of a particular financial year, this is subject to the approval of the House of Commons.